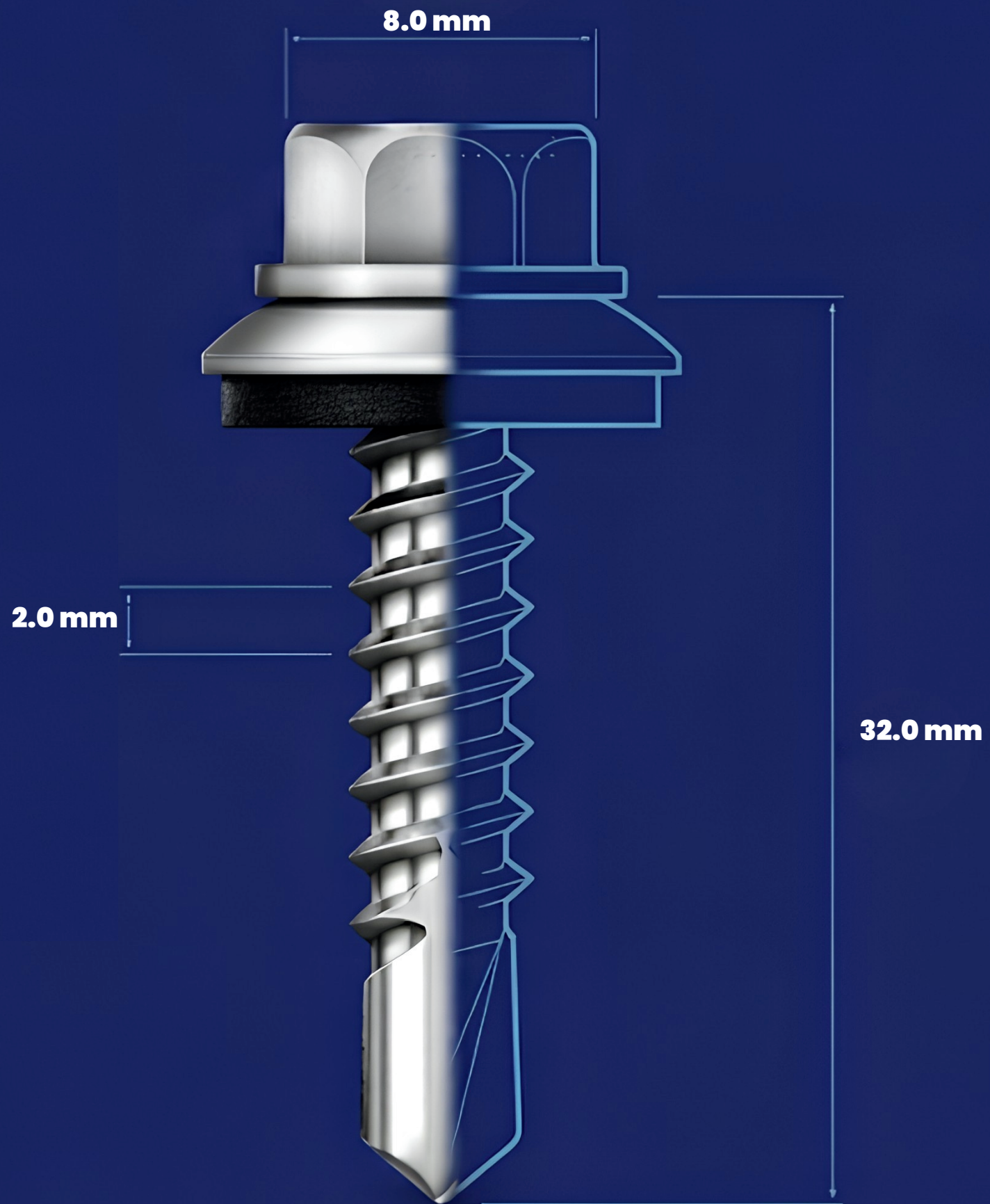




SELF DRILLING SCREWS





Screw Data

Head Styles




Head Recess

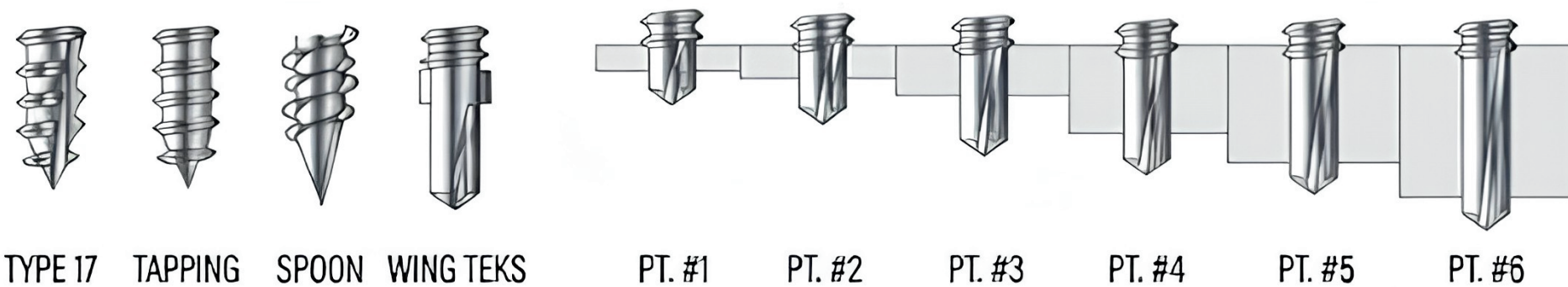
Under Head



Threads



Points



Washer



Plating

PL: Plain
YZ: Yellow Zinc
ZN: Zinc

KP: Black Phosphated
8P: Grey Phosphated
BZ: Black Zinc

BO: Black Oxide
DC: Dacrotized
RS: Ruspert
XY: Xylan



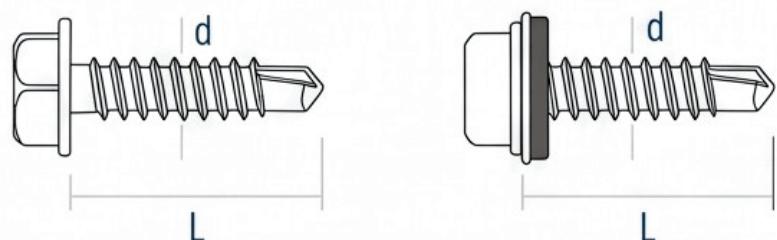
Zinc Hex Washer Head

Applications

- For **medium duty purpose**
- Stitch roof deck and wall panel sidelaps
- Residential steel frame construction
- Brick ties to steel framing

Features

- Unique point to thread design extrudes the metal preventing stripout
- Non-walking point provides fast material engagement
- Point to thread design maximizes pullout performance and minimizes backout



Suggested application thickness point #2 < 5 mm

Size	Length (inch)	Length (mm)	Drill Point (m/m)	Drill Capacity (m/m)
#6-20 M3.5	3/8"	10	#2	0.5 - 1.0
	1/2"	13	#2	0.5 - 1.0
	5/8"	16	#2	0.5 - 1.0
#12-14 M4.8	1/2"	13	#2	1.0 - 2.0
	5/8"	16	#2	1.0 - 2.0
	3/4"	19	#2	1.0 - 2.0
	1"	25	#2	1.0 - 2.0
	1-1/4"	32	#2	1.0 - 2.0
	1-1/2"	38	#2	1.0 - 2.0
#12-14 M5.5	1/2"	13	#2	1.0 - 2.0
	5/8"	16	#2	1.0 - 2.0
	3/4"	19	#2	1.0 - 2.0
	1"	25	#3	1.0 - 3.0
	1-1/4"	32	#3	1.0 - 3.0
	1-1/2"	38	#3	1.0 - 3.0
	2"	50	#3	1.0 - 3.0



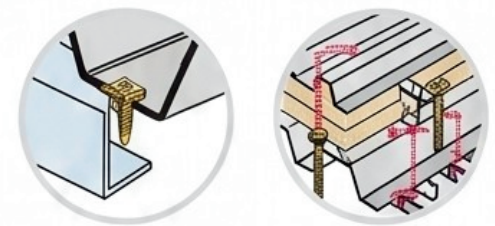
RUST PROOF Hex Washer Flange

Applications

- For heavy duty purposes
- Roof deck to steel framing
- Accessories to steel framing

Features

- Precise cutting edges to improve drill performance with less effort
- Provide bigger cover surface in using exterior environments

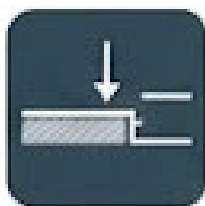


Suggested application thickness
point #3 < 5 mm

Size	Length (inch)	Length (mm)	Drill Point (m/m)	Drill Capacity (m/m)
#12-24 M5.5	3/4"	19	#3	2.0 - 4.0
	1"	25	#3	2.0 - 4.0
	-3/8"	35	#3	2.0 - 4.0
	1-1/4" (31mm)	38	#3	2.0 - 4.0
	1-3/4" (31mm)	45	#3	2.0 - 4.0
	2"	50	#3	2.0 - 4.0
	2-3/16"	55	#3	2.0 - 4.0
	2-1/2"	63	#3	2.0 - 4.0
	3"	75	#3	2.0 - 4.0
	3-1/2"	88	#3	2.0 - 4.0
	4"	100	#3	2.0 - 4.0
	5"	125	#3	2.0 - 4.0



UNDERSTANDING CSK SDS SCREWS

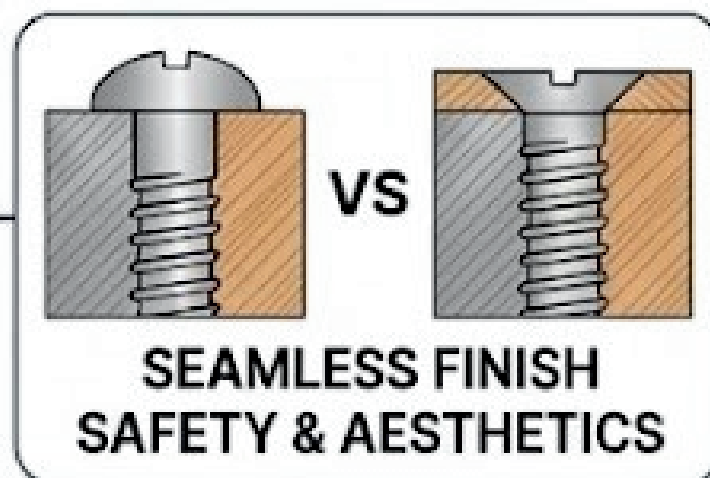


THE COUNTERSUNK HEAD (CSK)

Conical shape allows the screw head to sit flush with the material surface.




ANTI-SPIN RIBS:
Help the head ream a precise recess for a perfect flush fit.

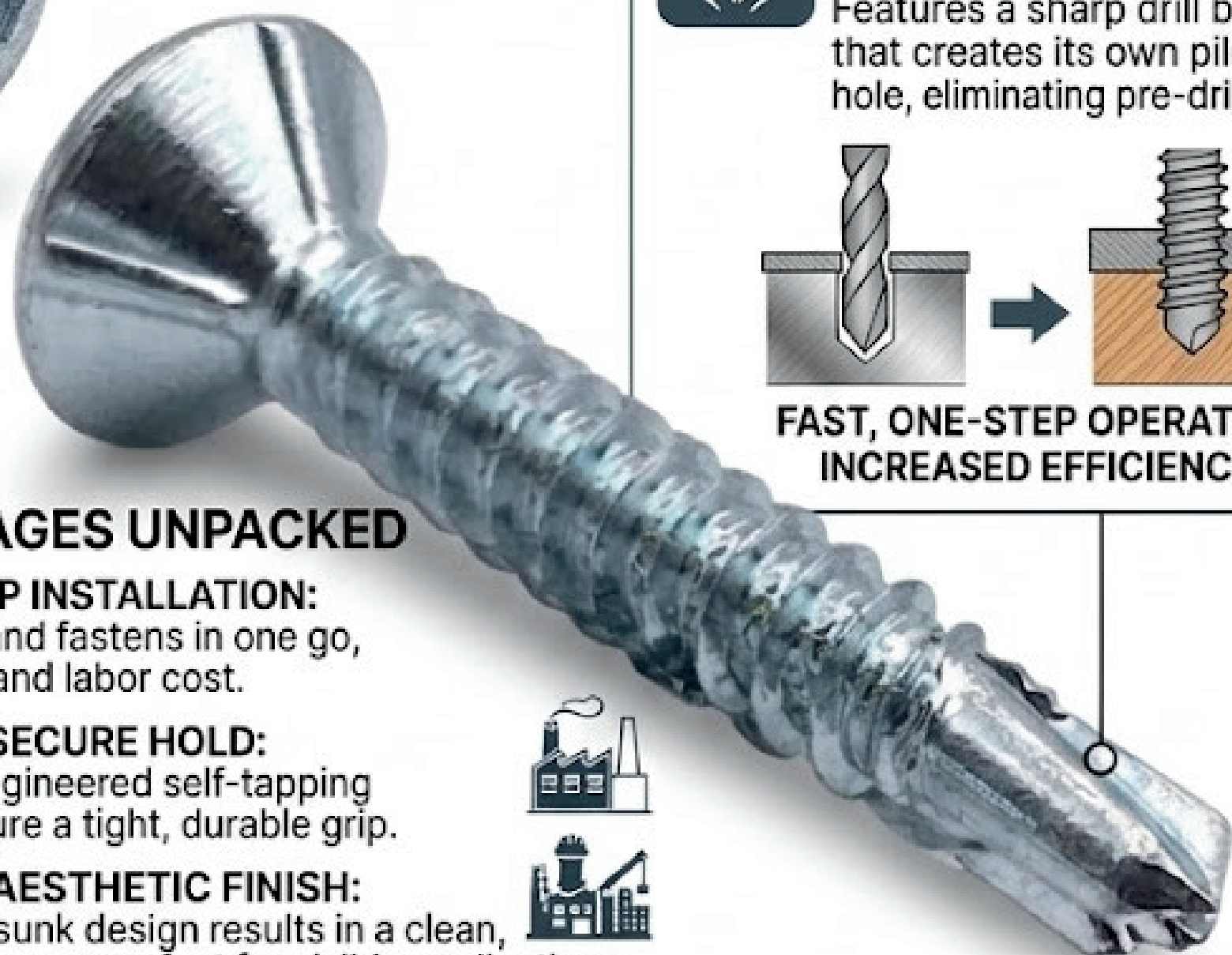


THE SELF-DRILLING POINT (SDS)

Features a sharp drill bit tip that creates its own pilot hole, eliminating pre-drilling.



**FAST, ONE-STEP OPERATION
INCREASED EFFICIENCY**



KEY ADVANTAGES UNPACKED



FAST 1-STEP INSTALLATION:
Drills, taps, and fastens in one go, saving time and labor cost.



RELIABLE, SECURE HOLD:
Precision-engineered self-tapping threads ensure a tight, durable grip.



SUPERIOR AESTHETIC FINISH:
The countersunk design results in a clean, flush appearance, perfect for visible applications.





Phillips Countersunk Head

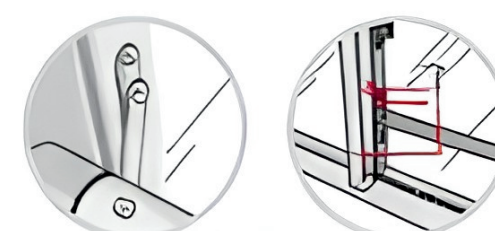
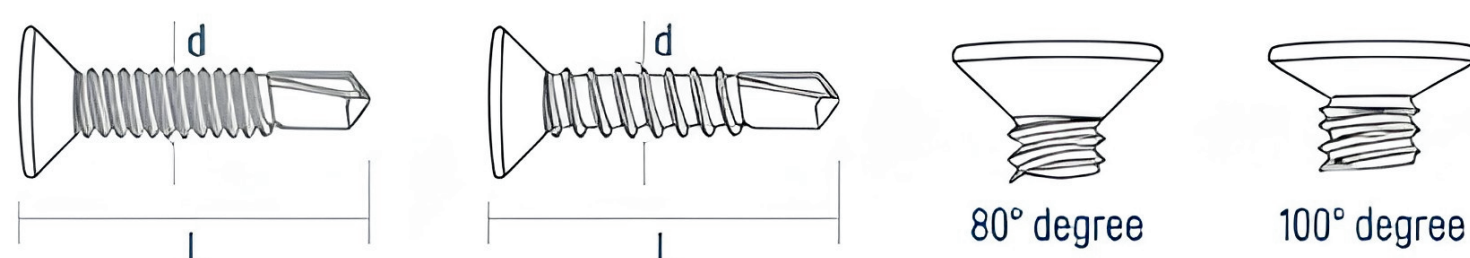


Applications

- Best choice for fastening in window or door frames purpose
- Using in flat surface required
- Using in per-drilled hole for fitting

Features

- Precise cutting edges to improve drill performance
- Countersunk haad available for working purpose



Suggested application thickness
point #2 < 2mm
point #3 < 5mm

Size	Length [inch]	Length [mm]	Drill Point [m/m]	Drill Capacity [m/m]
#6-20 M3.5	3/8°	10	#2	0.5 - 1.0
	1/2°	13	#2	0.5 - 1.0
	5/8°	16	#2	0.5 - 1.0
	3/4°	19	#2	0.5 - 1.0
	1°	25	#2	0.5 - 1.0
#8-18 M4.2	1/2°	13	#2	1.0 - 2.0
	5/8°	16	#2	1.0 - 2.0
	3/4°	19	#2	1.0 - 2.0
	1°	25	#2	1.0 - 2.0
#10-16 M4.8	1/2°	13	#2	1.0 - 2.0
	5/8°	19	#2	1.0 - 2.0
	3/4°	19	#2	1.0 - 2.0
	1°	25	#3	1.0 - 3.0
	1-1/4°	32	#3	1.0 - 3.0
	1-1/2°	38	#3	1.0 - 3.0



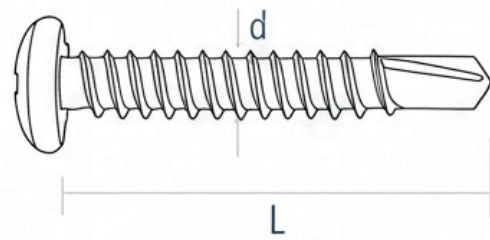
Phillips Pan Head

Applications

- Skin sheet to steel
- Residential steel frame construction
- For light duty purpose
- Suitable for stitching 1 thick & 1 thin steel plate

Features

- Pan head design on puorst using
- Non-walking point provides fest material engagement



Suggested application thickness
point #2 < 2mm
point #3 < 5mm

Size	Length [inch]	Length (mm)	Drill Point (m/m)	Drill Capacity (m/m)
#6-20 M3.5	3/8"	10	#2	0.5 - 1.0
	1/2"	13	#2	0.5 - 1.0
	5/8"	16	#2	0.5 - 1.0
#8-18 M4.2	1/2"	13	#2	1.0 - 2.0
	5/8"	16	#2	1.0 - 2.0
	3/4"	19	#2	1.0 - 2.0
	1"	25	#2	1.0 - 2.0
	1-1/4"	32	#2	1.0 - 2.0
	1-1/2"	38	#2	1.0 - 2.0
#10-16 M4.8	1/2"	13	#2	1.0 - 2.0
	3/4"	19	#2	1.0 - 2.0
	5/8"	19	#2	1.0 - 2.0
	1"	25	#3	1.0 - 3.0
	1-1/4"	32	#3	1.0 - 3.0
	1-1/2"	38	#3	1.0 - 3.0
	2"	50	#3	1.0 - 3.0



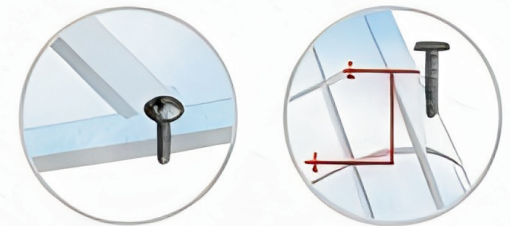
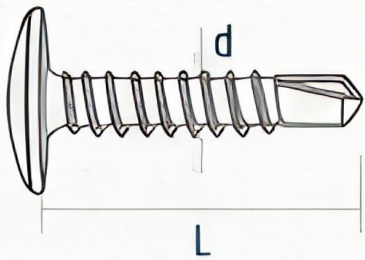
Phillips Truss Head

Applications

- Residential steel frame construction
- For using in object like polycarbonate sheet, shadow cover

Features

- Truss head design on purpose using
- Non-walking point provides fast material engagement



Suggested application thickness
point #2 < 2mm

Size	Length [inch]	Length [mm]	Drill Point [m/m]	Drill Capacity [m/m]
#8-18 M4.2	1/2"	13	#2	1.0 - 2.0
	5/8"	16	#2	1.0 - 2.0
	3/4"	19	#2	1.0 - 2.0
	1"	25	#2	1.0 - 2.0
	1-1/4"	32	#2	1.0 - 2.0
	1-5/8"	41	#2	1.0 - 2.0




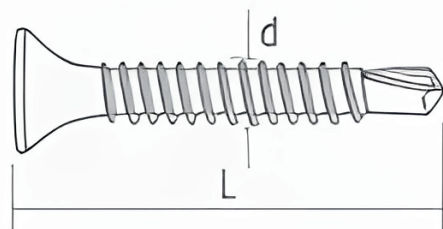
Phillips Bugle Head

Applications

- For using in stitch wood to metal
- Using in flat surface required
- Using in pre-drilled hole for fitting

Features

- Precise cutting edges to improve drill performance with less effort
- Bugle head available for working purpose



Suggested application thickness
point #2 < 2 mm

Size	Length (inch)	Length (mm)	Drill Point (m/m)	Drill Capacity (m/m)
#6-20 M3.5	1"	25	#2	0.5 - 1.0
	1-1/8"	28	#2	0.5 - 1.0
	1-1/4"	32	#2	0.5 - 1.0
	1-5/8"	41	#2	0.5 - 1.0
	2"	50	#2	0.5 - 1.0
#8-18 M4.2	1"	25	#2	1.0 - 2.0
	1-1/4"	32	#2	1.0 - 2.0
	2"	50	#2	1.0 - 2.0
	2-3/8"	60	#2	1.0 - 2.0
	2-5/8"	65	#2	1.0 - 2.0
	3"	75	#2	1.0 - 2.0



Countersunk Wings

Applications

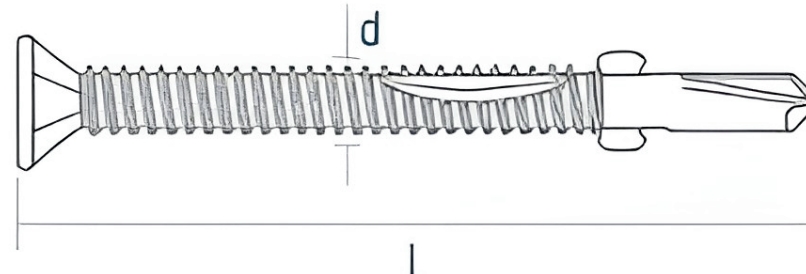
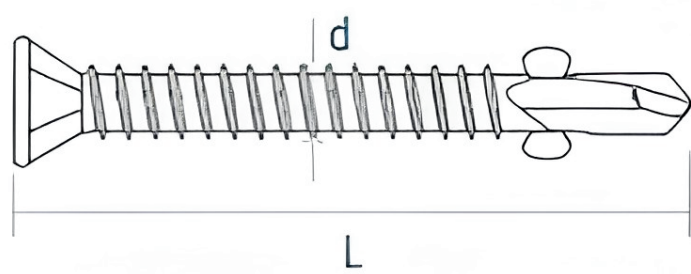
- Wood mansard to steel frames
- Plywood fascial to steel frames
- Plywood roof and floor sheet to steel frames

Features

- Large bearing surface ideal for plywood
- Flat head desing countersunks and seats flush in wood
- Aluminium/Steel washer
- Special winged fasteners ream a hole in wood preventing thread engagement during drilling



Suggested application thickness
 point #3 - 2 - 5 mm
 point #4 - 5 - 8 mm
 point #5 - 9 - 12 mm



Size	Length (inch)	Length (mm)	Drill Point (m/m)	Drill Capacity (m/m)
#10 M4.8	1"	25	#3	1.0 - 3.0
	1-1/4"	32	#3	1.0 - 3.0
	1-1/2"	38	#3	1.0 - 3.0
	1-1/4"	45	#3	1.0 - 3.0
#12 M5.5	1-1/2"	38	#3	2.0 - 4.0
	2"	50	#3 - #5	2.0 - 4.0 - 12.0
	2-3/16"	75	#3 - #5	2.0 - 4.0 - 12.0
	3"	75	#3 - #5	2.0 - 4.0 - 12.0
	3-5/32"	80	#3 - #5	2.0 - 4.0 - 12.0
	3-1/2"	45	#3 - #5	2.0 - 4.0 - 12.0
#14 M6.3	4-3/4"	120	#3 - #5	2.0 - 4.0 - 12.0
	2"	50	#4 - #5	7.0 - 8.0 - 12.0
	3-5/32"	80	#4 - #5	7.0 - 8.0 - 12.0
	3-1/2"	88	#4 - #5	7.0 - 8.0 - 12.0
	4-3/4"	120	#4 - #5	7.0 - 8.0 - 12.0
	6"	150	#4 - #5	7.0 - 8.0 - 12.0



FIX IT | SEAL IT | TRUST IT

STONEX SELF DRILLING SCREWS



Environment Characteristics

To determine the type of environment, an inspection of building in the area is usually necessary

Very Severe Marine (ISO Category 5)



Includes off-shore area and up to 100m from the high waterline of area with breaking surf.

Warranty Periods	not recommended	no warranty	available
Zinc or yellow zinc	X		
Painted head	X		
410 Stainless steel		▲	
Anti-corrosion R3			●
Anti-corrosion R4			●
304 Stainless steel			●

Severe Marine (ISO Category 4)



Generally between 100m from the beach front to approximately 300m inland. In high wind area may extend further inland depending on prevailing winds and geography of the area. Characterized by Strong salt structures generally a very noticeable deterioration of most building material is evident.

Warranty Periods	not recommended	no warranty	available
Zinc or yellow zinc	X		
Painted head	X		
410 Stainless steel		▲	
Anti-corrosion R3			●
Anti-corrosion R4			●
304 Stainless steel			●

Moderate Marine (ISO Category 3)



Generally between 300m and 1000m from marine surf, although strong prevailing wind may extend this distance. Characterized by occasionally noticeable slight salt. Airborne salt present but not visible as haze.

Warranty Periods	not recommended	no warranty	available
Zinc or yellow zinc	X		
Painted head		▲	
410 Stainless steel		▲	
Anti-corrosion R3			●
Anti-corrosion R4			●
304 Stainless steel			●

Very Severe Industrial (ISO Category 5)



Characterized by heavy fall-out and emission from sacks and strong sulphur and smells. Generally very high rates of corrosion in most building structures in evident.

Warranty Periods	not recommended	no warranty	available
Zinc or yellow zinc	X		
Painted head		▲	
410 Stainless steel		▲	
Anti-corrosion R3			●
Anti-corrosion R4			●
304 Stainless steel			●

Note: Warranty period is based on 20-years duration of constructions.

X not recommended

▲ no warranty

● available



Severe Industrial (ISO Category 4)



Characterized by fall-out and emission from stack sulphur and acid smog. Include only plant buildings themselves and any building immediately under stacks. Also includes buildings with high internal humidity and/or corrosion from operation within.

Warranty Periods	not recommended	no warranty	available
Zinc or yellow zinc	✗		
Painted head		▲	
410 Stainless steel		▲	
Anti-corrosion R5			●
Anti-corrosion R4			●
304 Stainless steel			●

Industrial (ISO Category 3)



Characterized by fall-out from adjoining severe industrial environments of where small industries lead to significant industrial fall-out. Generally includes other service buildings located near heavy industrial plants, including out-buildings of the plant itself.

Warranty Periods	not recommended	no warranty	available
Zinc or yellow zinc	✗		
Painted head		▲	
410 Stainless steel		▲	
Anti-corrosion R3			●
Anti-corrosion R4			●
304 Stainless steel			●

Light Industrial/Urban (ISO Category 2-3)



This environment is widespread in industrial urban area, away from all environments listed above and typically more than 500m from heavy industrial fall-out or where small industrial lead to a moderate level of fall-out from small stacks etc.

Warranty Periods	not recommended	no warranty	available
Zinc or yellow zinc	✗		
Painted head		▲	
410 Stainless steel		▲	
Anti-corrosion R5			●
Anti-corrosion R4			●
304 Stainless steel			●

Mild Urban/Rural (ISO Category 1-2)



Always from all above environments and corrosive fall out with 2kms.

Warranty Periods	not recommended	no warranty	available
Zinc or yellow zinc		▲	
Painted head		▲	
410 Stainless steel		▲	
Anti-corrosion R3			●
Anti-corrosion R4			●
304 Stainless steel			●

Note: Warranty period is based on 20-years duration of constructions.

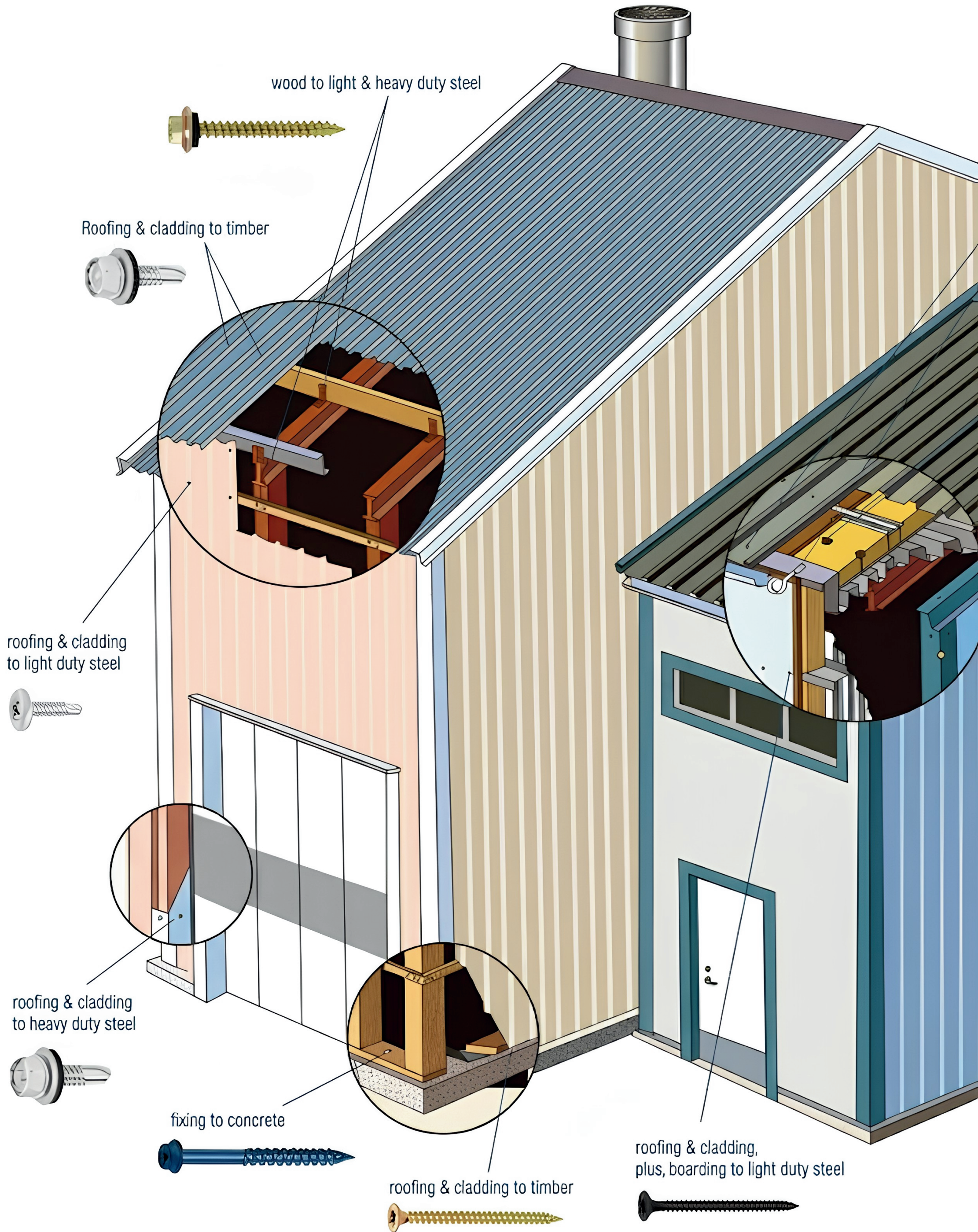
✗ not recommended

▲ no warranty

● available



Our Components, Your Key





roofing & cladding to light duty steel



roofing insulation to steel sheets & profiles



roofing & cladding to light duty steel



sandwich panel to light duty steel



roofing & cladding to heavy duty steel



fixing to concrete



sandwich panel to heavy duty steel





304 Bi-metal

SUS304 Bi-metal screws

combined together two parts by welding, the one consisting of a stainless head which shall be exposed air and a stainless shank which undergoes the full-stress after fastened into materials, and the another is a carbon steel hardened for self-drilling and self-tapping.

Configuration

- stainless head & body
- stainless steel, SUS 304
- with corrosion resistance (no case-hardening)
- welded
- self-drilling point
- stainless steel, SUS 410
- case-hardened carbon steel



- A** Head, part of torque transfer and bearing surface
- B** Thread part for fastening
- C** Welding part
- D** Drilling point

Strength

- A - No case-hardening for keeping anti-corrosion high. Surface hardness 350HV
- B - Tensile stress value over A2 (700N/mm)
- C - Welding strength over the breaking values for torsion and tensile of part B
- D - Case-hardening for over 800HV



#12-24 x T (5.5 x 25 mm)



#12-24 x 1-1/2 (5.5 x 38 mm)



#12-24 x 2 (5.5 x 50 mm)



#12-24 x 2-1/2 (5.5 x 85 mm)



#12-24 x 3 (5.5 x 75 mm)



Ruspert Coating - Super Anti-corrosion

What is Ruspert Coating?

Ruspert metal finish is a high-grade, non-organic, tri-layered ceramic surface coating developed to attain optimum performance in the various pollutive and atmospheric conditions that cause corrosion. It consists of three layers:

- The 1st layer: a metallic zinc layer.
- The 2nd layer: a high-grade anti-corrosion chemical conversion film.
- The 3rd top layer : a baked ceramic top coating.

The unique feature of Ruspert Coating is the right joining of the baked ceramic top coating and the chemical conversion film thanks to the cross-linking effect. These layers are bonded together with the metallic zinc layer through chemical reactions, and this unique method of combining layers results in a rigid and dense combination of the coating films.

Ruspert Coating treatment does not attribute its anti-corrosion properties to merely a single material, but the synergy of these three layers, which combined have superb rustproof qualities. Compatible with metal coated and painted surfaces, fasteners coated with Ruspert are resistant to acid and alkaline attack, galvanic corrosion and hydrogen embrittlement.

Ruspert Coating Processes


Material : metallic zinc & resin

Coating Type : metallic zinc
{3 layers} dip-coating
baked ceramic top coating

Minimum Average Coating Thickness :

20 μ 、 30 μ 、 40 μ

Salt-spray Test : 500 、 1000 、 1500 hrs



Extra-heavy plating provides long corrosion-free service.

EPDM Sealing

Made of macromolecule material, the EPDM seal contains excellent characters of aging, ultraviolet rays resistance and endure to ozone, high temperature and low temperature (-50°C - 150°C).

Hi-grip

Hi-grip is a dual-threaded system that provides positive support to roofing profiles and secures a watertight seal between fastener and roofing sheet during crest fixing.

Drillshield


To enlarge the hole in the profile, and to avoid damage to the protective coating on the shank beneath the roof.

Thread

PATTA fasteners are designed to give the best possible holding power with a low installation torque. As thinner high tensile sections are introduced, our engineers ensure that screws have optimum holding power and pullout strength.

Hi Teks

C-1022 steel case hardened drill point that will drill and thread in structural steel and mild steel. This technology is designed in a manner much the same as a high speed steel drill bits.



Works excellent for roofing, perfect in weather resistance.

Size (inch)	Length (inch)	Length (mm)	Drill Point (m/m)	Drill Capacity (m/m)
#14-14 M6.3	3/4"	19	#3	2.0 - 4.0
	1"	25	#3	2.0 - 4.0
	1-1/4"	32	#3	2.0 - 4.0
	1-1/2"	38	#3	2.0 - 4.0
	2"	50	#3	2.0 - 4.0
	2-5/8"	65	#3	2.0 - 4.0
	3"	75	#3	2.0 - 4.0
	3-1/2"	90	#3	2.0 - 4.0
	14"	100	#3	2.0 - 4.0
	14 x 5'	125	#3	2.0 - 4.0
6"	150	#3	2.0 - 4.0	



Double Thread

Applications

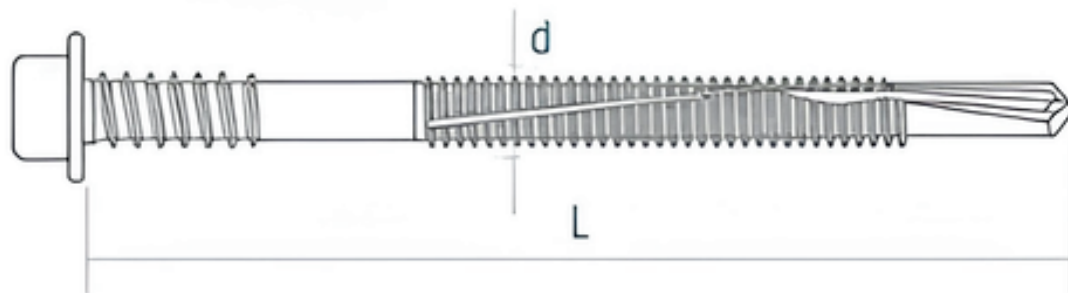
- Roof and wall panel over rigid insulation to steel framing
- Roof panel over spacer block and insulation to eaves purlin

Features

- Double thread for the purpose using exterior roofing environment
- High thread under the head prevents panel stripout
- Point to thread design maximizes pullout performance and minimizes backout



Suggested application thickness
 point #3 < 5 mm
 point #4 < 8 mm
 point #5 < 12 mm



Size	Length [inch]	Length [mm]	Drill Point [m/m]	Drill Capacity [m/m]
#14-14 / #12-24 M6.3 / M5.5	2-3/8"	60	#5	12.0
	3-5/32"	80	#5	12.0
	4"	100	#5	12.0
	5"	125	#5	12.0
	6"	150	#5	12.0
	2-3/8"	60	#5	12.0
	3-5/32"	80	#5	12.0
	5"	125	#5	12.0
	4"	150	#5	12.0
	6"	150	#5	12.0
	7"	175	#5	12.0
	8"	200	#5	12.0
	10"	250	#5	12.0
	11"	275	#5	12.0



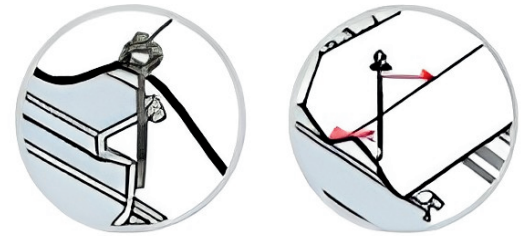
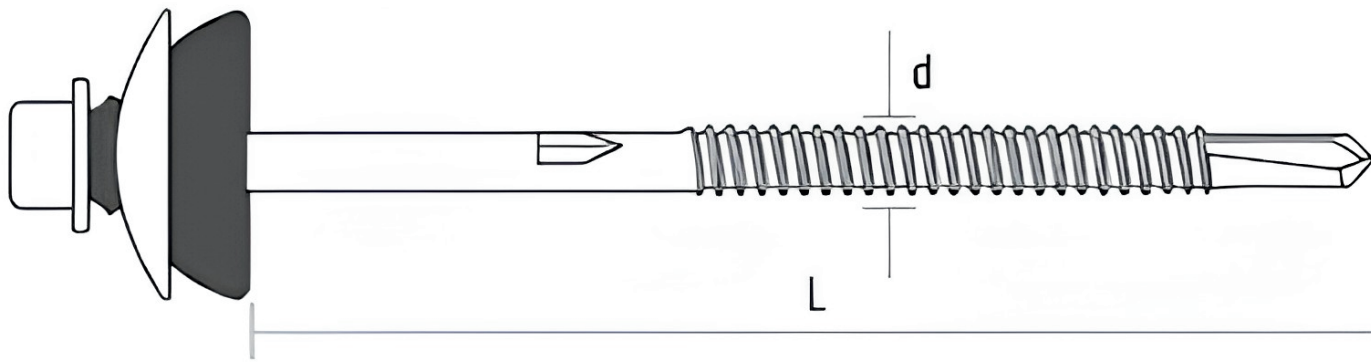
Wing up With Washer Hex Washer Head

Applications

- For fibre cement sheet to steel application

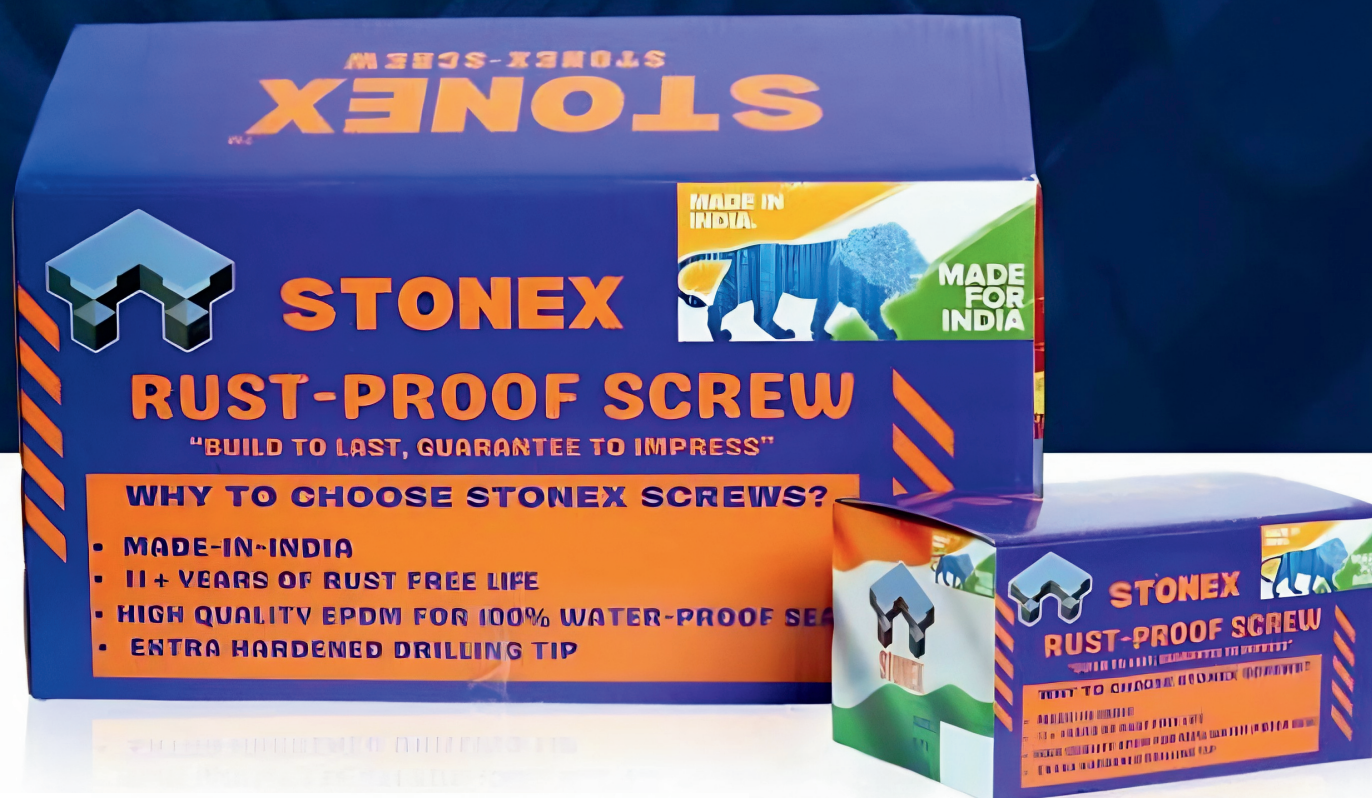
Features

- EPDM with good water proof for exterior environment
- Wing up to enhance the drilling performance for fitting in exterior environment



Suggested application thickness
point #3 < 5 mm
point #5 < 12 mm

Size	Length (inch)	Length (mm)	Drill Point (m/m)	Drill Capacity (m/m)
#14-20 M6.3	4-5/32"	105	#5	12.0
	4-9/16"	115	#5	12.0
	5"	125	#5	12.0
	5-3/4"	145	#5	12.0
	6-1/8"	155	#5	12.0



info.screwworld@gmail.com

+91-9500168319

Godown No.3 , 73/2B1, Chettipadu Road,
Mevalurkuppam Village 55 -Thandalam PO,
Taluk, Tamil Nadu 602105.

TAIWAN
Quality in **INDIA**

